



TLS 250

HANDS FREE LOUDSPEECH TELEPHONES
DESIGNED FOR HOSPITAL OPERATING THEATRES AND LABORATORIES



U
A
L
E
J

- WEATHERPROOF
 - FLUSHFITTING
 - FOR STERILE AREAS
 - NO HANDSET TO SPREAD GERMS
 - DOWN-LINE PROGRAMMABLE
- REMOTE CONTROL AND COMMAND



The latest model in the **LE LAS** range of hands-free telephones exploits the most recent technical advances: it offers a high level of flexibility and ease of use thanks to the latest microprocessor technology. (Detection of variable programmable tones from 300 to 500 Hz) - Also operates on line with reduced current (guaranteed down to 18 mA) - Robust enclosure weatherproof using techniques proven over many years.

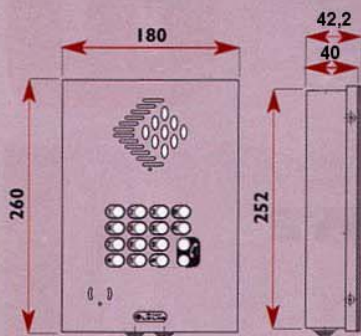
This telephone is designed to be hosed down or disinfected, and is suitable for operating theatres and laboratories.

It is equipped with a full keypad which provides a number of one-touch auto-dials ("soft keys").

Approved in UK - BAPT approval No 504612 and in France ART No 98656P.

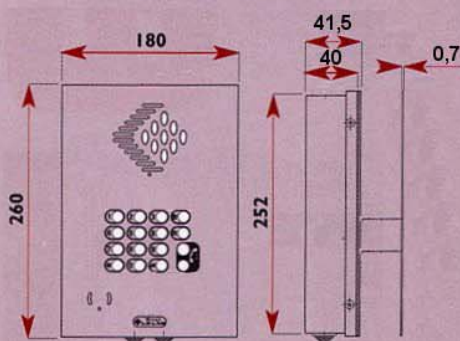
Type 250 S1CL: Washable, sterile aera model

- Aluminium face plate protected by a polycarbonate membrane with integral keypad and LED



- Steel backing-case can be fitted flush into a wall, desk or pod
- The face-plate simply clips on and off.

Type 250 S1CLD: integral fully-fitted version



FEATURES AND FACILITIES

- Telephone line driven (no power supply needed)
- One-line reassurance indicator
- Weatherproof loudspeaker, volume 78 dB
- Weatherproof Electret microphone
- Weatherproof protected pushbutton keypad - can be washed or disinfected
- Electronic card with microprocesseur with memory back-up
- Programmable ringing tone, reception volume, duration of conversation before automatic clear-down, pre-programmed auto-dial numbers, automatic clear-down

OPTIONS

- Relay card - for gate and door entry
- Broadcast over extension loudspeakers

REF	DESIGNATION
TLS 250 S1CL	FLUSHFITTING VERSION
TLS 250 S1CLD	INTEGRAL FULLY_FITTED VERSION

Note: The difference between the flush-fitting version and the integral fully-fitted version is that the former fits flush, but protrudes by the depth of the face-plate, whereas the latter presents a true "flush" surface.



Agréé ART - Conforme à la normalisation CE



Supplied by: Infocom Systems
 Melbourne House, 119 Surrenden Road, Brighton, BN1 6WB, UK
 Tel: +44 1273 593300, email: info@infocomsystems.co.uk